



# Heaven and Earth Designs

## Blue

Chart No: HAEKAM 608

Design by Michele Sayetta

Artwork by Karen Middleton



Finished Design Size 350 W by 247 H (14 W X 9-7/8 H inches on 25ct fabric)

Heaven and Earth Designs

425 9th Street SW

Willmar MN 56201

320-214-7998

[www.heavenandearthdesigns.com](http://www.heavenandearthdesigns.com)

Copyright Heaven and Earth Designs 2007

Copyright Karen Middleton 2007

## Instructions

The model for Blue is recommended to be stitched over 1 on 25ct, Linen or Evenweave may be used.

You may use 1 or 2 strands of floss depending on your preference.

It is recommended that you make working copies and enlarge to view detail and symbols.

We also suggest using a #28 needle when working over 1 on 25ct.


























This is a large project that will offer many hours of stitching pleasure.

We thank you for purchasing this design and welcome any questions or comments that you may have.

*Heaven and Earth Designs*  
320-214-7998  
[Http://www.heavenandearthdesigns.com](http://www.heavenandearthdesigns.com)

**Pattern Name:** Blue-Middleton  
**Designed By:** Michele Sayetta  
**Company:** Heaven and Earth Designs  
**Copyright:** 2007  
**Fabric:** Linen 25, White  
 350w X 247h Stitches  
**Size:** 25 Count, 14w X 9-7/8h in


























### Floss Used for Full Stitches:


Symbol	Strands	Type	Number	Color
	2	DMC	169	Pewter-LT
	2	DMC	310	Black
	2	DMC	317	Pewter Gray
	2	DMC	318	Steel Gray-LT
	2	DMC	413	Pewter Gray-DK
	2	DMC	414	Steel Gray-DK
	2	DMC	415	Pearl Gray
	2	DMC	500	Blue Green-VY DK
	2	DMC	517	Wedgewood-DK
	2	DMC	535	Ash Gray-VY LT
	2	DMC	647	Beaver Gray-MD
	2	DMC	762	Pearl Gray-VY LT
	2	DMC	775	Baby Blue-VY LT
	2	DMC	799	Delft Blue-MD
	2	DMC	823	Navy Blue-DK
	2	DMC	939	Navy Blue-VY DK
	2	DMC	996	Electric Blue-MD
	2	DMC	3042	Antique Violet-LT
	2	DMC	3072	Beaver Gray-VY LT
	2	DMC	3325	Baby Blue-LT
	2	DMC	3761	Sky Blue-LT
	2	DMC	3765	Peacock Blue-VY DK
	2	DMC	3766	Peacock Blue-LT
	2	DMC	3799	Pewter Gray-VY DK
	2	DMC	B5200	Snow White

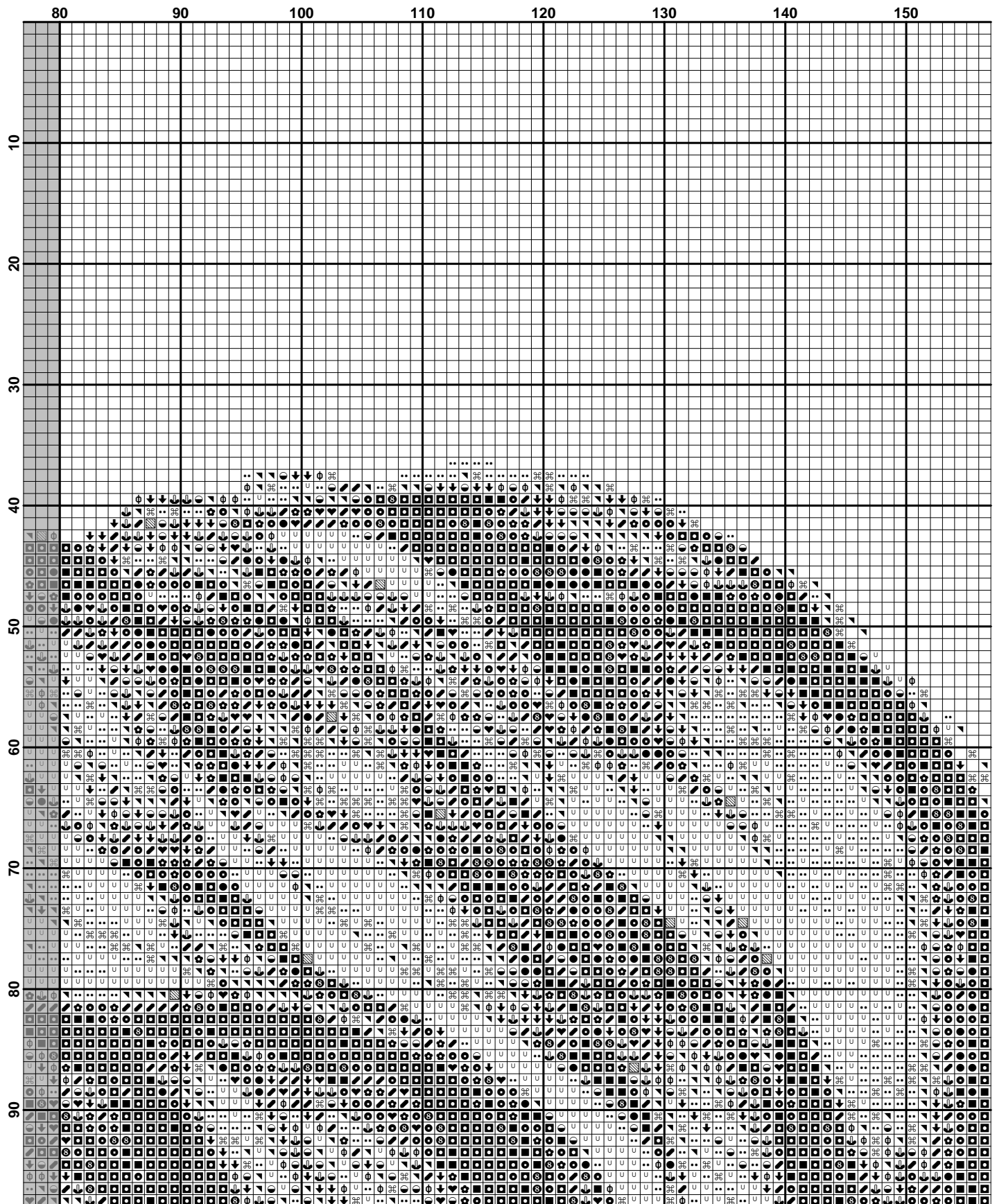
## Usage Summary

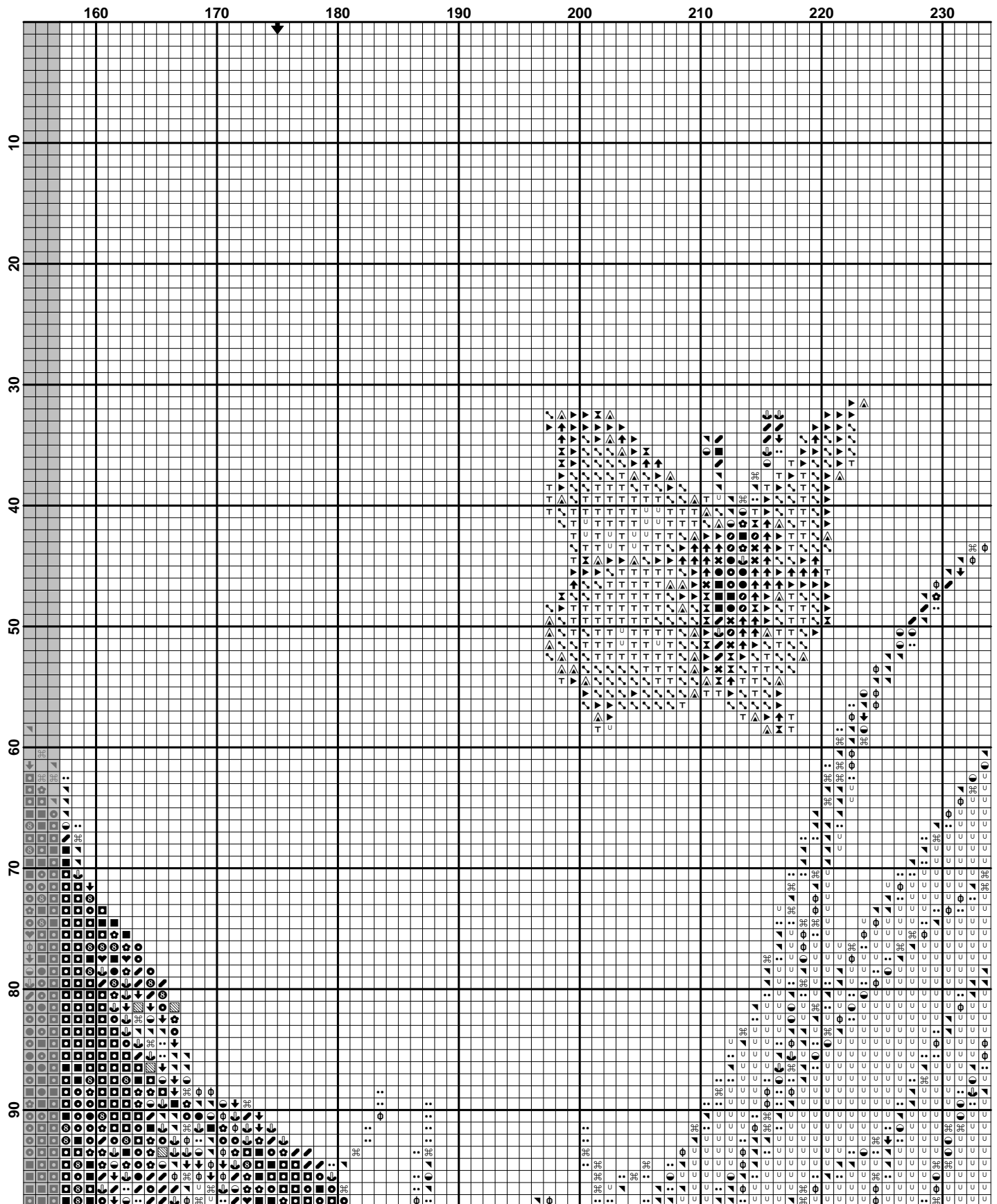
Strands Per Skein: 6

Skein Length: 313.0 in

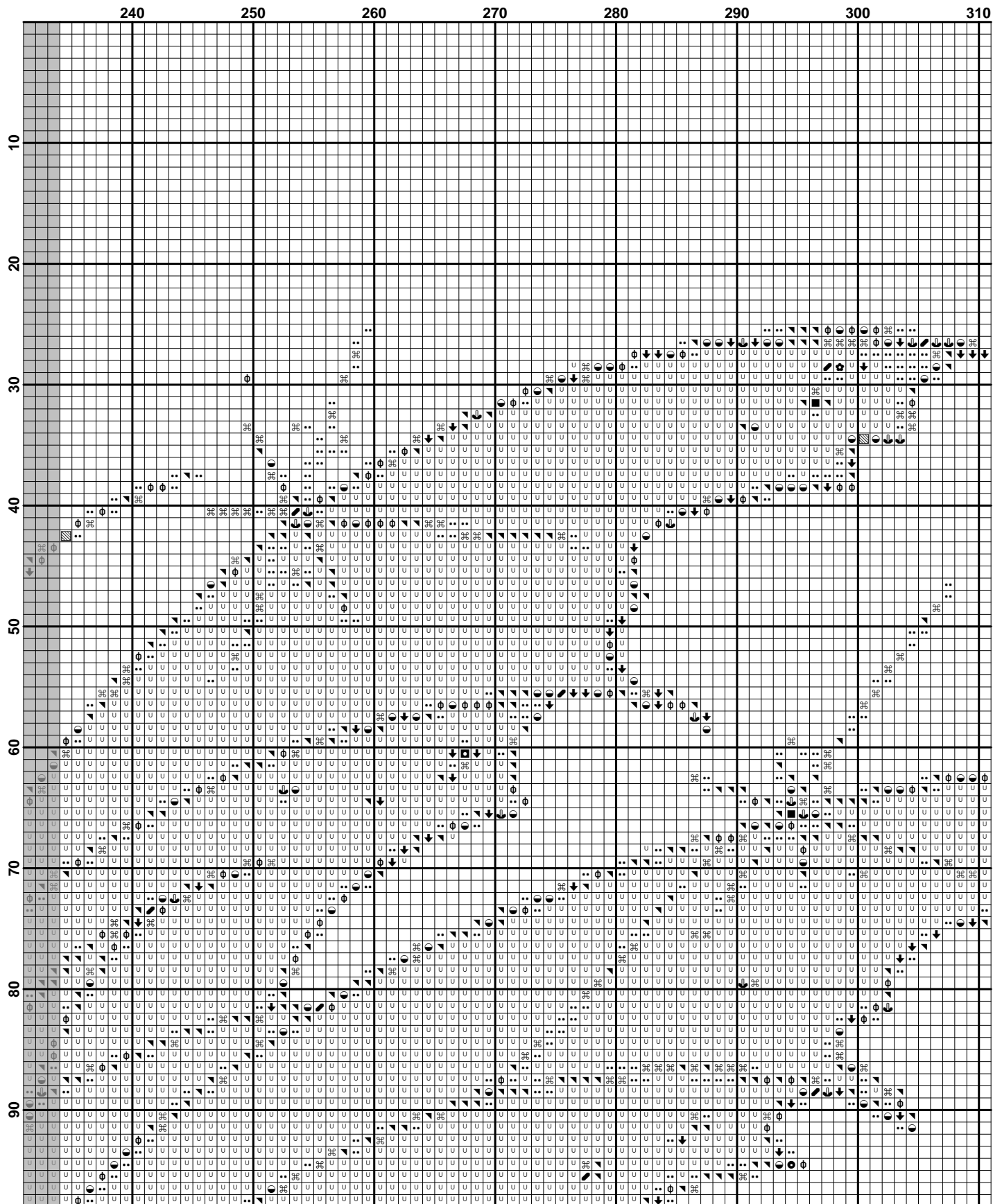
Type	Number	Full	Half	Quarter	Petite	Back(in)	Str(in)	Spec(in)	French	Bead	Skein Est.
 DMC 169	169	1112	0	0	0	0.0	0.0	0.0	0	0	1.000
 DMC 310	310	2360	0	0	0	0.0	0.0	0.0	0	0	1.000
 DMC 317	317	938	0	0	0	0.0	0.0	0.0	0	0	1.000
 DMC 318	318	1236	0	0	0	0.0	0.0	0.0	0	0	1.000
 DMC 413	413	734	0	0	0	0.0	0.0	0.0	0	0	1.000
 DMC 414	414	1008	0	0	0	0.0	0.0	0.0	0	0	1.000
 DMC 415	415	2618	0	0	0	0.0	0.0	0.0	0	0	1.000
 DMC 500	500	409	0	0	0	0.0	0.0	0.0	0	0	1.000
 DMC 517	517	31	0	0	0	0.0	0.0	0.0	0	0	1.000
 DMC 535	535	245	0	0	0	0.0	0.0	0.0	0	0	1.000
 DMC 647	647	91	0	0	0	0.0	0.0	0.0	0	0	1.000
 DMC 762	762	3602	0	0	0	0.0	0.0	0.0	0	0	1.000
 DMC 775	775	487	0	0	0	0.0	0.0	0.0	0	0	1.000
 DMC 799	799	83	0	0	0	0.0	0.0	0.0	0	0	1.000
 DMC 823	823	251	0	0	0	0.0	0.0	0.0	0	0	1.000
 DMC 939	939	796	0	0	0	0.0	0.0	0.0	0	0	1.000
 DMC 996	996	120	0	0	0	0.0	0.0	0.0	0	0	1.000
 DMC 3042	3042	1056	0	0	0	0.0	0.0	0.0	0	0	1.000
 DMC 3072	3072	1842	0	0	0	0.0	0.0	0.0	0	0	1.000
 DMC 3325	3325	153	0	0	0	0.0	0.0	0.0	0	0	1.000
 DMC 3761	3761	483	0	0	0	0.0	0.0	0.0	0	0	1.000
 DMC 3765	3765	28	0	0	0	0.0	0.0	0.0	0	0	1.000
 DMC 3766	3766	339	0	0	0	0.0	0.0	0.0	0	0	1.000
 DMC 3799	3799	1014	0	0	0	0.0	0.0	0.0	0	0	1.000
 DMC B5200	B5200	24266	0	0	0	0.0	0.0	0.0	0	0	7.000

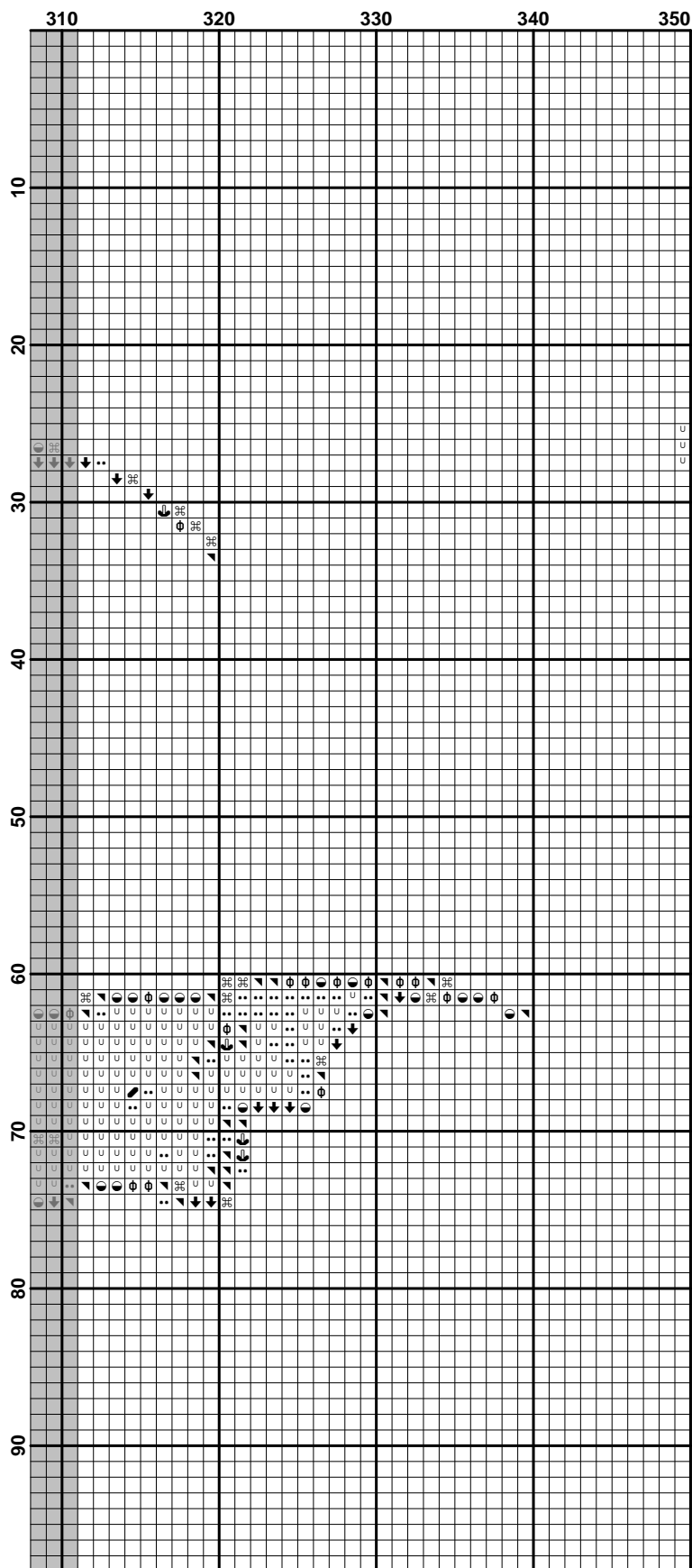











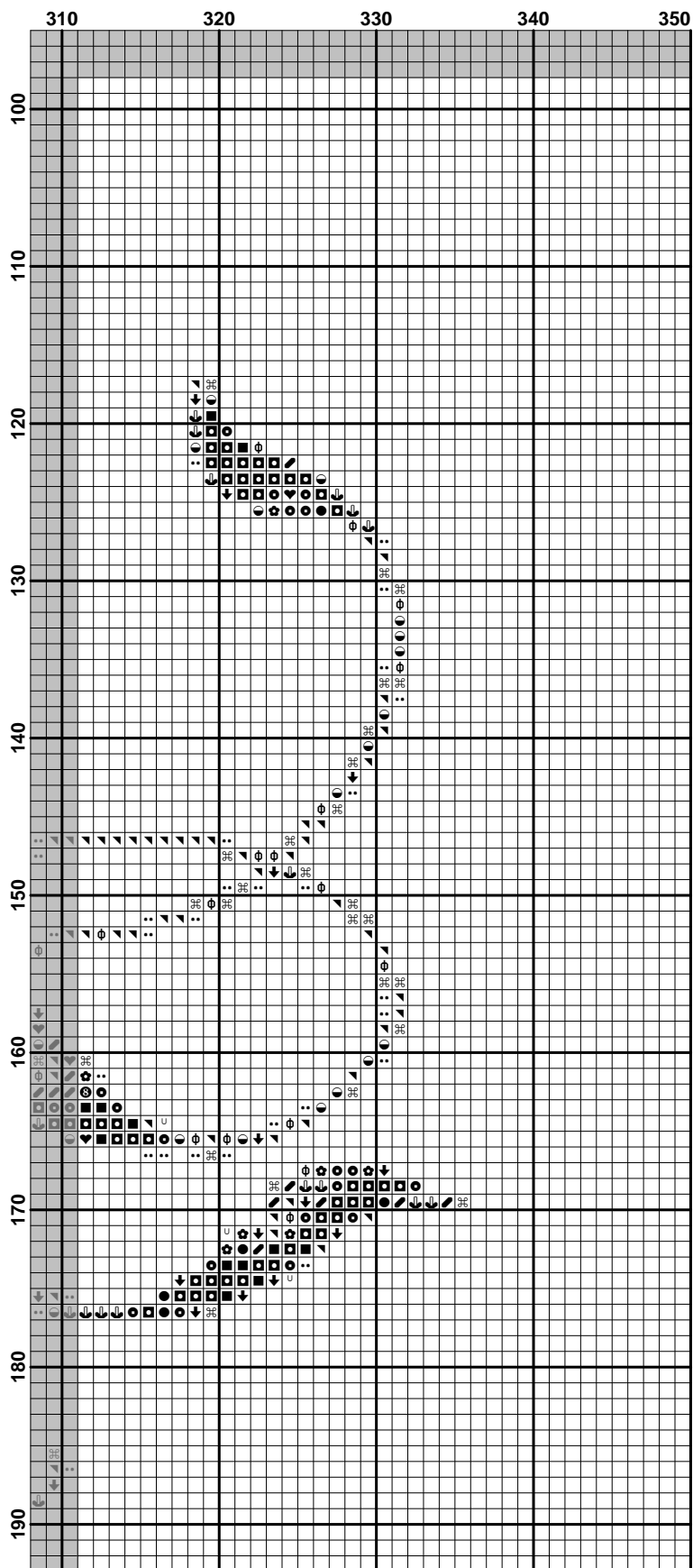




	80	90	100	110	120	130	140	150
100	...	...	...	...	...	...	...	...
110	...	...	...	...	...	...	...	...
120	...	...	...	...	...	...	...	...
130	...	...	...	...	...	...	...	...
140	...	...	...	...	...	...	...	...
150	...	...	...	...	...	...	...	...
160	...	...	...	...	...	...	...	...
170	...	...	...	...	...	...	...	...
180	...	...	...	...	...	...	...	...
190	...	...	...	...	...	...	...	...

	160	170	180	190	200	210	220	230
100	...	...	...	...	...	...	...	...
110	...	...	...	...	...	...	...	...
120	...	...	...	...	...	...	...	...
130	...	...	...	...	...	...	...	...
140	...	...	...	...	...	...	...	...
150	...	...	...	...	...	...	...	...
160	...	...	...	...	...	...	...	...
170	...	...	...	...	...	...	...	...
180	...	...	...	...	...	...	...	...
190	...	...	...	...	...	...	...	...

The image displays a large grid of 100 columns and 10 rows. The columns are labeled at the top with numbers 240, 250, 260, 270, 280, 290, 300, and 310. The rows are labeled on the left with numbers 100, 110, 120, 130, 140, 150, 160, 170, 180, and 190. The grid is filled with a complex pattern of symbols, including letters, numbers, and special characters, arranged in a way that suggests a complex data structure or a map. The symbols are distributed across the grid, with some areas appearing more densely populated than others. The overall layout is a 10x100 grid of cells, each containing a symbol or being empty.



[illegible]



	80	90	100	110	120	130	140	150
190	U	U	U	U	U	U	U	U
200	U	U	U	U	U	U	U	U
210	U	U	U	U	U	U	U	U
220	U	U	U	U	U	U	U	U
230	U	U	U	U	U	U	U	U
240	U	U	U	U	U	U	U	U
250								
260								
270								



