

Heaven and Earth Designs

Cinderella

Chart No: HAEADWE 41

Chart Design by Michele Sayetta

Artwork by Alexandra Dawe



Finished Design Size 342W by 339 H (13-5/8 W X 13-1/2 H inches on 25ct fabric)

Heaven and Earth Designs LLC

1373 45th Ave SW

Willmar MN 56201

320-214-7998

www.heavenandearthdesigns.com

Copyright Heaven and Earth Designs 2009

Copyright Alexandra Dawe 2009

Instructions

The model for Cinderella is recommended to be stitched over 1 on 25 count Linen. Please use 1 strand of floss or 2 depending on your coverage preference. Charts are recommended to be stitched from page 1 top left to the last page bottom right.

It is recommended that you make working copies and enlarge to view detail and symbols.

You may also use the tent stitch or full crosses depending on your preference.

This is a large project that will offer many hours of stitching pleasure.












We thank you for purchasing this design and welcome any questions or comments

*Heaven and Earth Designs LLC
320-214-7998*

[Http://www.heavenandearthdesigns.com](http://www.heavenandearthdesigns.com)

Pattern Name: Cinderella-Dawe
Designed By: Michele Sayetta
Company: Heaven and Earth Designs
Copyright: 2009
Fabric: Linen 25, White
 342w X 339h Stitches
Size: 25 Count, 13-5/8w X 13-1/2h in












Floss Used for Full Stitches:

Symbol	Strands	Type	Number	Color
	2	DMC	168	Pewter-VYLT
	2	DMC	169	Pewter-LT
	2	DMC	310	Black
	2	DMC	317	Pewter Gray
	2	DMC	318	Steel Gray-LT
	2	DMC	413	Pewter Gray-DK
	2	DMC	414	Steel Gray-DK
	2	DMC	415	Pearl Gray
	2	DMC	762	Pearl Gray-VYLT
	2	DMC	3371	Black Brown
	2	DMC	3799	Pewter Gray-VYDK

Usage Summary

Strands Per Skein: 6

Skein Length: 313.0 in

Type	Number	Full	Half	Quarter	Petite	Back(in)	Str(in)	Spec(in)	French	Bead	Skein Est.
 DMC 168	168	4112	0	0	0	0.0	0.0	0.0	0	0	2.000
 DMC 169	169	6952	0	0	0	0.0	0.0	0.0	0	0	2.000
 DMC 310	310	14566	0	0	0	0.0	0.0	0.0	0	0	4.000
 DMC 317	317	6954	0	0	0	0.0	0.0	0.0	0	0	2.000
 DMC 318	318	9248	0	0	0	0.0	0.0	0.0	0	0	3.000
 DMC 413	413	5658	0	0	0	0.0	0.0	0.0	0	0	2.000
 DMC 414	414	6989	0	0	0	0.0	0.0	0.0	0	0	2.000
 DMC 415	415	9889	0	0	0	0.0	0.0	0.0	0	0	3.000
 DMC 762	762	20784	0	0	0	0.0	0.0	0.0	0	0	6.000
 DMC 3371	3371	4374	0	0	0	0.0	0.0	0.0	0	0	2.000
 DMC 3799	3799	7932	0	0	0	0.0	0.0	0.0	0	0	3.000

