

Mystic Stitch Inc.



Maxine Gadd

ELFINE

MG-171



Finished Sizes *(approximate)*

14 count: 14 1/4" x 19"

18 count: 11" x 14 3/4"

22 count: 9" x 12 1/8"

Stitches: 200 x 267

Mystic Stitch, Inc.
P.O. Box 455
Blakeslee, PA 18610 USA

Congratulations on your purchase of a Mystic Stitch, Inc. cross stitch pattern! I am confident that you will be pleased with the quality of your project.

Included with your pattern is a clear zip-top plastic bag to protect your pattern and materials, and a coded floss list for the floss that you'll need to complete your project. Our patterns are designed using DMC floss, however, a floss conversion web site showing the color numbers for J&P and Anchor brand floss is available for download on our website www.mysticstitch.com.

White or off-white Aida fabric is recommended for all of our patterns.

PATTERN INSTRUCTIONS

The pattern begins in the upper-left corner of the pattern's first page. Your pattern chart is laid out from left to right as follows:

Page 1	Page 2	Page 3	Page 4
Page 5	Page 6	Page 7	Page 8
Page 9	Page 10	Page 11	Page 12
Page 13	Page 14	Page 15	Page 16

1. Looking at the cover of your pattern, decide which size fabric (14, 18 or 22 count) that you'd like to use.
2. We recommend purchasing a piece of white or off-white aida cloth that is the size of the finished design, plus a couple of inches on each side as a margin.
3. Because of the large number of stitches, we have found the pattern to be more manageable to work with if you stitch one 10x10 stitch grid at a time, and then move on to an adjacent 10x10 block.
4. Stitch each entire page, according to the pattern layout. When you finish page 4, begin page 5 beneath the stitching of page 1.

If you have any questions regarding your pattern, or other patterns that we offer, please feel free to contact me at Mystic Stitch (www.mysticstitch.com).

Thank you again...and happy stitching!

Kelly Morgante, Designer

Care and Washing Instructions for your Cross Stitch Projects (Courtesy of DMC®)

Care Instructions:

- ❖ When handling any needlework, always take the special care that is necessary to keep your work clean. Wash hands frequently to prevent body oils from staining the fabric or cross-stitching.
- ❖ Be sure to remove your cross-stitching from the hoop each time you stop stitching to prevent hoop marks from soiling your fabric.
- ❖ It is recommended that you use approximately 18" lengths of thread when stitching your project. This will help to avoid knotting, twisting or fraying of the thread while you work.
- ❖ Your project should be stored in a bag or workbasket when not being stitched to protect it from dust, spills, etc.

Washing Instructions:


If you have followed the above care instructions, you may not find it necessary to launder your piece before framing or finishing it. If, however, your piece has become soiled, wash it following the instructions below:

- ❖ Always wash each cross-stitch piece separately - DO NOT wash cross-stitched piece with any other cross-stitch projects or laundry items.
- ❖ Wash cross-stitch in lukewarm water with a mild detergent or dishwashing liquid. DO NOT use Woolite™, harsh detergents or chlorine bleach.
- ❖ Rinse cross-stitch several times in clear water. Do not worry if water becomes colored when washing cross-stitch - continue rinsing piece in clear water.
- ❖ Roll the cross-stitch between two clean towels squeezing gently without wringing - DO NOT allow cross-stitch piece to touch upon itself. Unroll towels and spread out piece flat to dry on a towel. NEVER leave damp cross-stitch folded or in a heap.
- ❖ To iron your piece, place the dry cross-stitch face down between two clean towels and press with a warm, not hot, iron. To remove creases or fold lines from your piece, you may find it necessary to use the steam setting on your iron.
- ❖ It is NOT recommended that Scotchgard™ or other products of this type be used on your cross-stitch projects as they may cause a chemical reaction with the thread dyes.
- ❖ It is generally NOT recommended that your cross-stitch be dry cleaned. However, certain fabrics (i.e., wools) may require dry cleaning. We suggest that you speak to your local dry cleaner, advising him that there may be a reaction between the thread dyes and the dry cleaning chemicals (i.e., benzene, trichlorethylene, etc.)


Mystic Stitch Pattern Information


Pattern Name: Elfine MG-171
Designed by: Mystic Stitch Inc.
Stitches: 200w X 267h
Stitch type: All stitches are full cross stitches, with 2 strands of floss held together
Fabric: Aida - White

<u>Symbol</u>	<u>Skeins</u>	<u>DMC</u>	<u>Color Description</u>	<u>Symbol</u>	<u>Skeins</u>	<u>DMC</u>	<u>Color Description</u>
A	3	3713	Salmon-VY LT	9	1	905	Parrot Green-DK
B	1	349	Coral-DK	!	1	904	Parrot Green-VY DK
C	2	817	Coral Red-VY DK	"	1	469	Avocado Green
D	1	498	Christmas Red-DK	#	1	936	Avocado Green-VY DK
E	1	815	Garnet-MD	\$	1	520	Fern Green-DK
F	2	814	Garnet-DK	%	1	3363	Pine Green-MD
G	1	961	Dusty Rose-DK	&	1	730	Olive Green-VY DK
H	1	819	Baby Pink-LT	(1	371	Mustard
K	1	3803	Mauve-MD	*	1	832	Golden Olive
M	1	224	Shell Pink-VY LT	+	1	780	Topaz-UL VY DK
N	1	3722	Shell Pink-MD	<	1	3822	Straw-LT
P	1	3721	Shell Pink-DK	=	1	922	Copper-LT
R	1	3743	Antique Violet-VY LT	>	1	921	Copper
S	1	3835	Grape-MD	?	1	920	Copper-MD
T	1	3834	Grape-DK	@	1	919	Red Copper
U	1	917	Plum-MD	^	1	918	Red Copper-DK
V	1	554	Violet-LT	{	1	402	Mahogany-VY LT
W	1	552	Violet-MD	}	1	3776	Mahogany-LT
X	1	550	Violet-VY DK	~	1	301	Mahogany-MD
Y	1	154	Grape-VY DK	€	1	400	Mahogany-DK
Z	1	3747	Blue Violet-VY LT	⊕	1	300	Mahogany-VY DK
a	1	340	Blue Violet-MD	⊞	1	3853	Autumn Gold-DK
b	1	3746	Blue Violet-DK	•	1	3827	Golden Brown-Pale
c	1	333	Blue Violet-VY DK	™	1	977	Golden Brown-LT
d	1	3838	Lavender Blue-DK	œ	1	948	Peach-VY LT
e	1	799	Delft Blue-MD	¢	1	754	Peach-LT
h	1	798	Delft Blue-DK	£	1	3830	Terra Cotta-MD
k	1	797	Royal Blue	⌘	1	3858	Rosewood-MD
m	1	796	Royal Blue-DK	¥	1	3064	Desert Sand
n	1	823	Navy Blue-DK	§	1	3860	Cocoa
r	1	939	Navy Blue-VY DK	©	1	779	Cocoa-DK
s	1	3752	Antique Blue-VY LT	®	1	436	Tan
u	1	931	Antique Blue-MD	«	1	434	Brown-LT
v	1	930	Antique Blue-DK	±	1	801	Coffee Brown-DK
w	1	913	Nile Green-MD	»	1	938	Coffee Brown-UL DK
x	1	320	Pistachio Green-MD	¿	1	3371	Black Brown
z	1	890	Pistachio Green-UL DK	Æ	1	3862	Mocha Beige-DK
1	1	164	Forest Green-LT	æ	1	3031	Mocha Brown-VY DK
2	1	988	Forest Green-MD	¾	1	3787	Brown Gray-DK
3	1	704	Chartreuse-BRT	¼	1	647	Beaver Gray-MD
4	1	703	Chartreuse	/	1	317	Pewter Gray
5	1	702	Kelly Green	f	1	413	Pewter Gray-DK
6	1	701	Christmas Green-LT	[1	3799	Pewter Gray-VY DK
7	1	907	Parrot Green-LT	÷	4	310	Black
8	1	906	Parrot Green-MD				



(6) Pattern Designed By Mystic Stitch Inc. All Rights Reserved (7)





(9) Pattern Designed By Mystic Stitch Inc. All Rights Reserved (10)

(11)

(12)

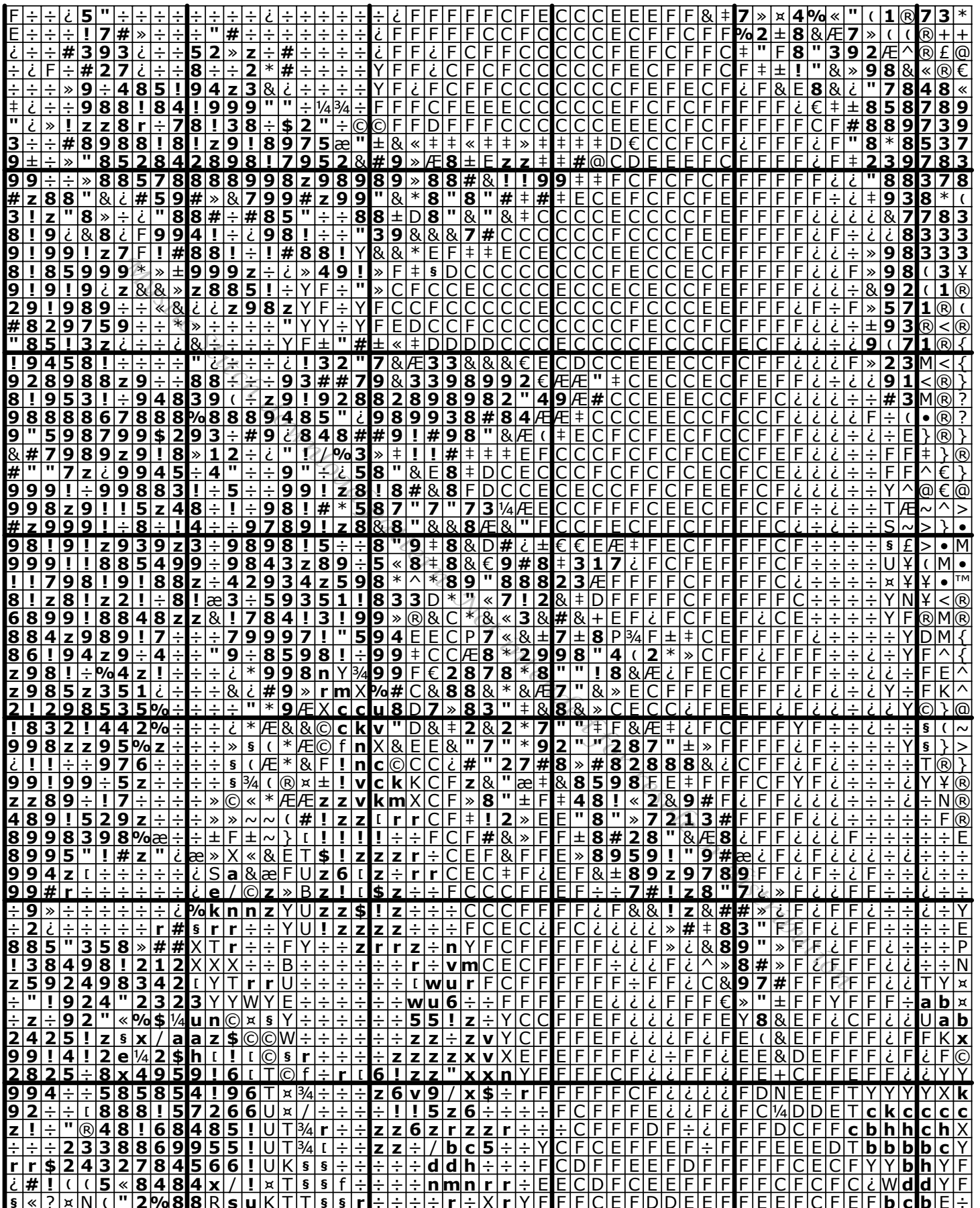
!	z	z	6	÷	r	u	s	s	a	s	6	6	6	6	5	5	6	z	6	9	6	5	s	s	w	6	6	8	6	6	8	6	6	5	5	6	8	6	6	9
6	z	!	6	6	z	r	¼	s	a	w	6	9	!	6	s	x	5	!	!	6	6	5	w	x	6	6	9	9	6	8	6	6	9	5	6	8	6	6	9	6
%	z	z	6	!	!	n	n	V	Z	x	6	6	!	5	a	e	2	6	6	9	6	2	5	6	9	6	8	6	6	9	6	6	8	6	8	6	6	8	6	9
e	5	z	!	z	9	u	r	f	a	s	5	z	6	s	a	s	a	w	6	!	5	2	6	9	6	9	6	6	8	6	8	5	6	9	6	9	6	8	6	
s	x	5	6	z	6	x	6	r	/	¼	Z	e	s	s	a	s	a	5	6	5	5	6	6	9	6	9	6	8	6	6	5	6	6	8	6	6	9	6	6	
a	u	6	6	!	6	x	!	z	r	/	R	Z	a	a	s	a	a	w	6	5	9	6	9	8	6	6	8	6	6	8	5	6	8	6	9	9	6	9	8	
s	a	6	z	!	6	x	5	6	!	z	n	X	¼	R	Z	s	a	a	5	5	6	8	6	6	6	9	6	8	5	6	9	6	9	6	9	6	9	6	6	
s	s	e	6	!	!	6	!	6	6	x	u	v	r	v	¼	Z	e	x	w	5	5	9	6	9	6	9	8	6	9	5	5	9	5	5	9	5	x	x	/	
s	s	s	e	5	!	6	6	!	z	x	x	w	!	÷	n	¼	Z	1	x	5	5	5	9	6	6	9	6	6	5	1	s	s	s	¼	s	Z	u	n	z	z
s	s	s	a	e	w	u	x	e	a	w	e	u	6	6	÷	n	s	s	s	s	Z	1	w	w	1	w	1	¼	e	s	f	z	z	÷	z	/	¼	w	!	z
a	s	w	s	s	s	s	s	a	w	5	x	a	e	5	6	z	n	R	v	/	f	v	/	/	u	b	/	n	÷	z	6	6	9	6	!	z	z	/	¼	5
"	6	6	9	6	5	x	w	x	6	6	w	1	w	1	/	R	"	4	6	!	z	z	÷	z	!	z	5	9	6	6	8	6	9	6	z	÷	f			
/	#	9	6	9	6	9	6	5	5	5	z	6	1	1	w	4	w	÷	s	1	3	6	z	z	!	z	!	z	6	5	6	9	6	6	5	6	z	z		
¥	£	!	6	6	9	6	6	9	5	5	!	w	s	1	w	4	4	z	f	Z	3	9	z	!	z	!	6	!	!	5	6	8	6	6	8	6	5	z	z	%
¥	¥	#	!	6	9	6	9	6	6	5	5	1	1	¼	4	5	8	n	R	1	9	z	6	z	!	!	z	!	6	8	6	6	9	6	6	z	#	G		
¥	¥	N	#	z	6	6	6	6	9	6	w	w	2	¼	5	8	7	3	!	f	s	6	!	z	!	!	z	!	5	5	6	6	8	6	u	s	u	U	D	
N	>	¥	©	!	z	!	!	6	6	!	w	4	9	*	8	7	3	3	1	r	s	5	!	z	!	z	z	z	6	x	6	9	8	6	6	e	d	S	¼	
¥	£	!	z	z	!	z	!	6	5	w	8	2	8	*	*	1	1	1	!	f	s	9	6	6	6	9	6	5	w	5	6	6	9	5	k	w	K	¾		
£	>	£	£	æ	z	z	6	z	!	6	2	5	8	*	8	3	3	1	1	%	n	s	x	6	9	8	6	!	x	s	5	5	9	5	z	!	/	x	S	£
>	?	~	£	±	z	z	!	!	z	!	6	8	8	*	7	8	1	1	4	5	v	f	Z	5	6	9	6	6	x	s	w	6	5	6	6	u	w	S	¼	Z
~	>	?	@	~	æ	z	\$	u	6	!	6	8	7	4	8	4	1	5	5	s	a	r	/	1	6	!	!	6	s	s	x	6	w	s	s	Z	s	e	a	e
~	>	@	@	@	~	¾	u	s	a	z	9	8	9	4	w	1	5	5	s	s	s	h	r	s	5	!	6	x	s	a	e	5	u	d	s	h	e	a	¼	u
?	>	@	£	@	+	>	f	m	d	!	"	8	8	4	5	2	w	s	s	s	s	a	n	/	s	6	w	s	s	s	u	w	s	u	a	d	s	a	S	!
?	?	@	£	@	@	?	¥	!	#	9	9	6	u	e	a	a	s	s	s	s	s	s	e	n	¼	s	s	s	s	s	w	d	d	e	e	s	a	s	s	5
@	@	@	£	@	£	@	~	s	!	z	!	/	u	x	x	w	w	w	w	s	s	v	n	S	s	Z	s	a	5	5	x	u	h	s	s	d	s	6		
@	@	£	@	£	@	~	£	?	¥	Y	!	9	5	8	5	4	4	w	4	4	5	w	s	a	h	m	/	¼	Z	s	5	6	w	s	s	e	a	9		
@	£	£	£	@	~	*	?	?	?	s	÷	z	8	8	"	8	8	8	3	1	5	8	w	s	s	s	d	n	/	Z	s	a	6	s	s	k	a	s	x	
@	£	@	@	@	~	?	*	£	s	T	u	\$	4	x	2	8	4	4	4	1	4	8	w	s	s	a	e	n	/	R	s	x	s	s	e	s	a	Z	s	
£	@	~	~	~	~	~	?	?	?	?	?	?	?	?	?	?	?	?	?	?	?	?	?	?	?	?	?	?	?	?	?	?	?	?	?	?	?	?	?	
£	@	@	@	>	?	>	?	?	?	?	?	?	?	?	?	?	?	?	?	?	?	?	?	?	?	?	?	?	?	?	?	?	?	?	?	?	?	?		
«	£	@	@	~	?	?	?	?	?	?	?	?	?	?	?	?	?	?	?	?	?	?	?	?	?	?	?	?	?	?	?	?	?	?	?	?	?	?		
¥	@	£	@	@	~	?	?	?	?	?	?	?	?	?	?	?	?	?	?	?	?	?	?	?	?	?	?	?	?	?	?	?	?	?	?	?	?	?		
A	~	?	£	@	~	~	~	~	~	~	~	~	~	~	~	~	~	~	~	~	~	~	~	~	~	~	~	~	~	~	~	~	~	~	~	~	~			
A	¥	~	@	£	?	~	?	?	?	?	?	?	?	?	?	?	?	?	?	?	?	?	?	?	?	?	?	?	?	?	?	?	?	?	?	?	?	?		
A	A	~	@	£	@	~	>	@	s	k	X	F	s	N	E	¼	s	4	5	w	w	5	4	4	5	6	!	9	6	9	6	2	x	5	6	6	9	%	¾	6
A	A	N	?	@	@	~	£	@	£	Y	P	F	x	K	¼	s	2	x	d	h	x	6	5	8	5	6	6	6	5	9	%	/	5	6	!	!	¼	f	z	
A	A	¥	?	@	@	~	~	@	B	!	/	S	E	F	E	s	N	Æ	6	5	x	6	6	8	8	8	6	z	!	!	!	6	!	6	6	x	u	s	!	z
A	A	M	~	?	£	~	£	~	T	U	S	K	F	F	E	E	N	æ	6	6	9	6	6	6	6	8	8	6	6	5	9	!	9	w	s	Z	w	6	!	
A	A	£	~	@	@	~	?	?	?	?	?	?	?	?	?	?	?	?	?	?	?	?	?	?	?	?	?	?	?	?	?	?	?	?	?	?	?	?	?	
A	A	£	@	@	£	?	?	?	?	?	?	?	?	?	?	?	?	?	?	?	?	?	?	?	?	?	?	?	?	?	?	?	?	?	?	?	?	?		
A	A	A	£	@	~	>	«	k	d	X	T	S	E	E	N	F	E	F	E	±	6	5	5	6	9	6	z	z	z	5	5	9	6	9	9	6	8	9	9	!
A	A	A	N	?	~	x	r	h	k	n	¾	T	T	K	K	T	D	E	F	©	5	!	6	!	6	z	z	!	6	5	6	9	6	6	6	9	6	6	6	
A	A	A	¥	~	^	÷	n	b	d	k	K	S	K	F	E	U	T	E	F	±	!	z	±	x	x	x	s	%	6	8	5	6	9	6	!	6	9	6	9	8
A	A	A	¥	^	÷	÷	r	k	k	k	X	S	U	F	F	K	S	x	F	»	»	x	£	P	£	£	£	(¼	\$	9	5	!	6	!	6	6	9	6	6
A	A	A	M	F	÷	÷	÷	r	n	÷	n	S	S	K	E	K	U	S	E	E	N	£	@	£	*	P	P	Æ	¥	¼	©	5	9	!	6	6	!	6	8	6
A	A	A	A	F	÷	÷	÷	F	F	K	T	S	K	T	F	x	x	F	©	F	F	~	^	^	?	x	Æ	¥	x	x	6	!	z	9	z	6	6	6	9	
A	A	A	M	@	÷	÷	÷	F	F	E	E	K	K	E	Y	F	¾	&	F	©	N	F	F	D	E	P	^	P	^	Æ	¥	¼	/	6	z	6	!	6	8	6
A	A	!	*	?	÷	>	E	E	x	K	s	U	F	F	E	æ	"	¾	F	F	¼	K	F	P	D	E	E	£	*	«	x	s	F	!	6	6	9	9	6	6
£	!	TM	TM	*	÷	E	F	E	E	U	K	F	Y	F	E	"	¼	©	F	©	s	¼	F	N	P	E	P	D	£	£	x	N	T	!	z	9	6	6	!	6
<	•	£	Y	Æ	x	N	S	T	F	F	Y	F	x	S	¼	F	F	©	©	N	S	S	N	E	D	P	P	P	E	P	N	Y	÷	z	!	6	!	8		
£	•	£	¾	K	K	K	U	Y	Y	F	Y	F	F	T	s	¼	F	F	x	©	s	¥	¼	V	P	N	N	U	N	K	©	K	F	6	6	6	5	9	3	
A	A	A	A	s	Y	F	U	F	F	F	Y	F	F	F	s	(¼	E	F	x	¾	u	S	¼	M	¼	M	¼	M	S	K	©	x	E	!	9	6	3	7	
A	A	A	A	Y	K	F	F	F	F	F	E	F	F	K	s	¼	D	^	T	¼	s	S	u	N	S	N	Y	N	F	©	9	6	9	9	6	8	3	*		
A	A	A	A	X	Y	F	F	E	E	T	T	Y	E	F	x	¼	F	E	P	s	¼	d	h	u	/	T	P	K	K	»	5	6	5	5	6	6	8	5	7	(
A	£	A	S	Y	Y	F	F	K	U	T	U	E	F	K	s	¼	F	F	N	s	¼	/	v	6	s	Z	/													


[illegible]

(15)

(16)







Pattern Designed By Mystic Stitch Inc. All Rights Reserved

