


Tulips 1







































by
Ann Logan
www.cross-stitch-pattern.net



This kit was designed and created on StitchCraft software

<http://www.stitchcraft.info>

Key

Color	Symbol	Cat No.	Brand	Type	Stitches	Skeins
		349	D.M.C.	Stranded Cotton	69	0.1
		817	D.M.C.	Stranded Cotton	84	0.1
		3706	D.M.C.	Stranded Cotton	196	0.2
		3705	D.M.C.	Stranded Cotton	176	0.1
		894	D.M.C.	Stranded Cotton	202	0.2
		893	D.M.C.	Stranded Cotton	134	0.1
		892	D.M.C.	Stranded Cotton	373	0.2
		956	D.M.C.	Stranded Cotton	64	0.1
		963	D.M.C.	Stranded Cotton	155	0.1
		3716	D.M.C.	Stranded Cotton	164	0.1
		819	D.M.C.	Stranded Cotton	153	0.1
		151	D.M.C.	Stranded Cotton	63	0.1
		562	D.M.C.	Stranded Cotton	103	0.1
		3818	D.M.C.	Stranded Cotton	44	0.1
		320	D.M.C.	Stranded Cotton	111	0.1
		890	D.M.C.	Stranded Cotton	225	0.2
		986	D.M.C.	Stranded Cotton	140	0.1
		700	D.M.C.	Stranded Cotton	151	0.1
		606	D.M.C.	Stranded Cotton	458	0.3

Notes

Material Type: Aida Generic White

Sewing Count: 14/inch or 55/100mm

Design Size: 100 x 97 stitches


Sewn Design Size: 7.1 x 6.9 inches or 181 x 176 mm

Suggested Material Size: 13 x 12.8 inches or 331 x 326 mm

Stitch Style: Cross-stitch Using 2 strands

Below is a plan showing how the chart pages fit together.
The page number is shown at the top left of each chart page.






StitchCraft

Design your own Cross Stitch on Computer!


StitchCraft is the perfect tool for anyone who loves needlework. With StitchCraft you can sew the sample charts provided, easily turn photos into ready-to-sew charts or design your own beautiful charts for cross stitch, tapestry, knitting, rug hooking, beadwork and any other grid-based needlework. StitchCraft is easy-to-use leaving you free to be creative!

Over 120 Sample Charts




StitchCraft comes with over 120 ready to sew charts from top designers like DMC, Coats & Vivienne Garforth. The hardest part is choosing which design to sew first!

Design Charts from Photos



Ever wished you could turn favourite photos into needlework designs? Now it's easy! StitchCraft will lead you through the options for your new chart, and in minutes it's ready to print out and sew.


Designing Freehand



How about designing your own chart? StitchCraft has an extensive range of easy-to-use tools for designing your own charts. It won't be long before you're designing like a pro too.

STITCHCRAFT ALLOWS YOU TO:

- Design charts using a large range of tools including full stitch, halfstitch & backstitch
 - Move, copy, mirror & rotate sections of charts
 - View your designs on screen in beautiful lifelike stitches - simulated cross stitch, tent stitch, & beads
 - View by colour, symbols or both
 - Design charts using thread & material colours from on screen catalogs, just like shade cards
 - Match any colour to the nearest catalogue number
 - Change colours and/or symbols at any stage
 - Save cut-outs as library files
 - Print charts in symbols or lifelike stitches
 - Print the instructions & a key
 - Print your designs straight onto material or transfer paper with Stampstitch
 - Share your designs with your friends by e-mail
 - Also StitchCraft comes with full on-screen tutorial, online help, manual & full technical support
- Plus loads more...



For more information please visit us at: www.stitchcraft.info